


S.A.S.S. MATCH

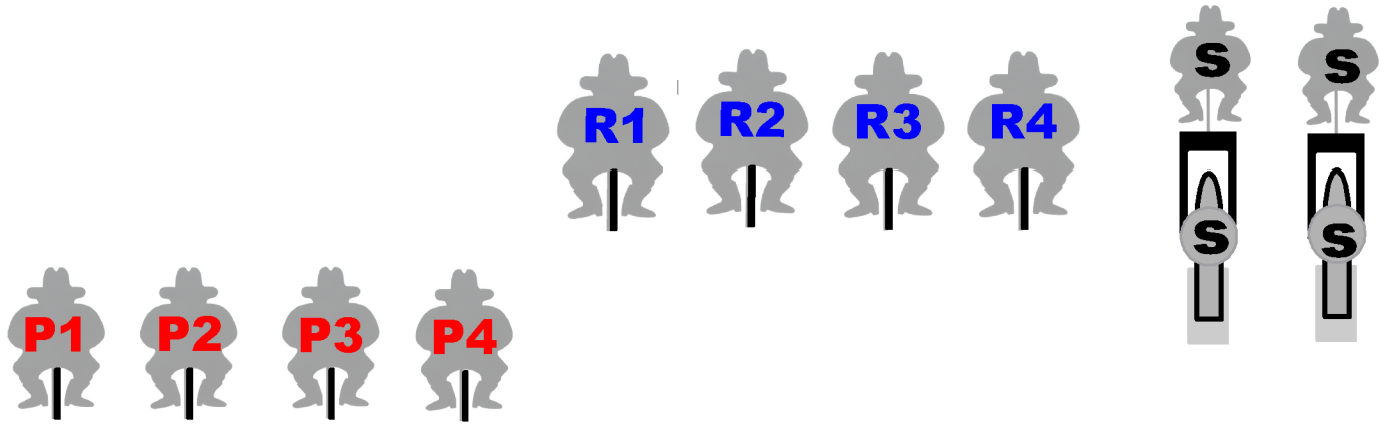
21



DB/ Clay Hayden

40=R 40=P 16=S

STAGE 1



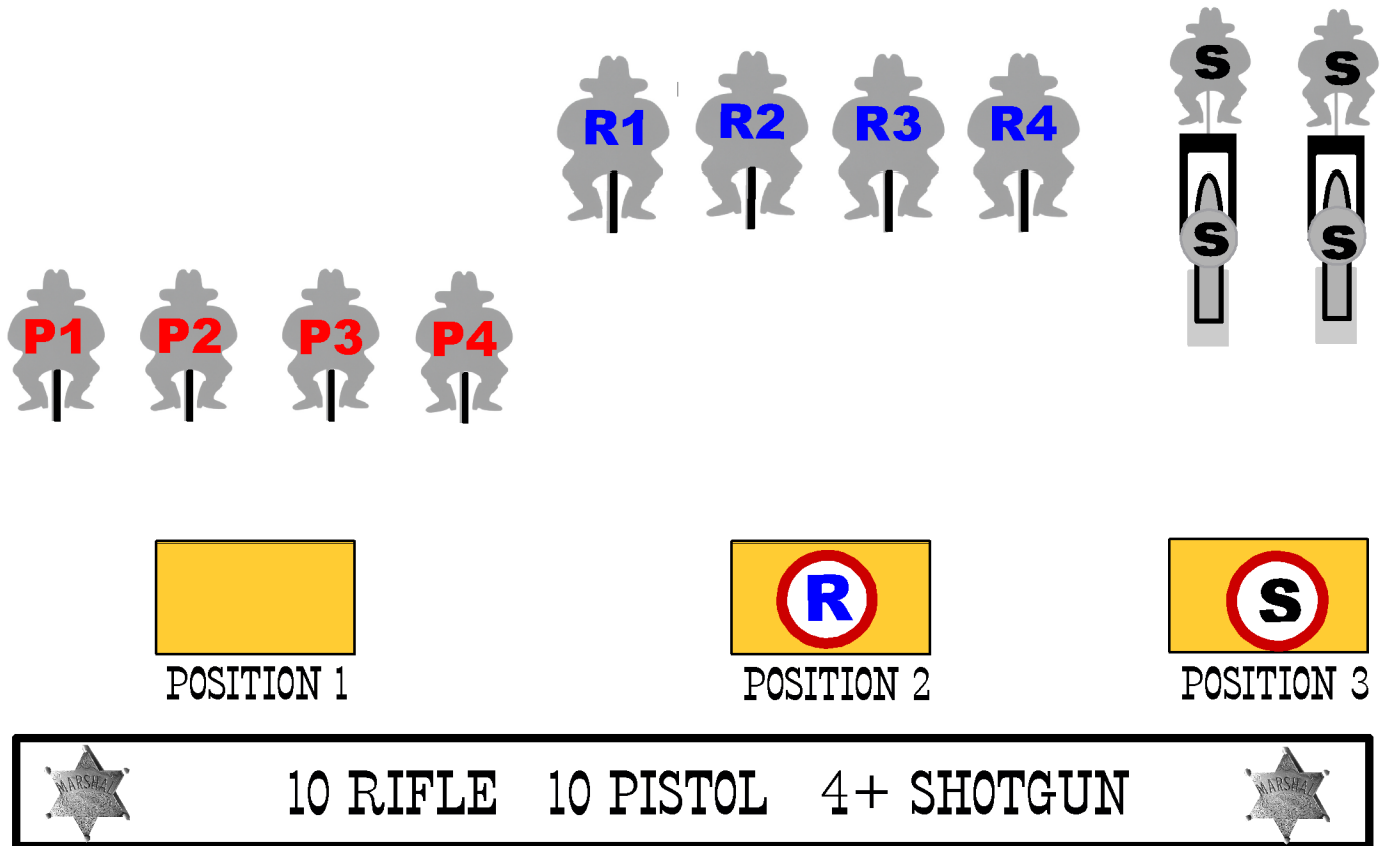
10 RIFLE 10 PISTOL 4+ SHOTGUN

START: STANDING @ POSITION 1, HANDS ANYWHERE, PISTOLS LOADED WITH 5 ROUNDS EACH AND HOLSTERED. RIFLE STAGED @ POSITION 2, LOADED WITH 10 ROUNDS. SHOTGUN OPEN AND EMPTY STAGED @ POSITION 3.

WHEN READY SAY: " I NEED REST ... "

AT THE BEEP: WITH PISTOLS STARTING L OR R, ENGAGE TARGETS IN AN IRS SWEEP. (1,22,333,444) MOVE TO POSITION 2. WITH RIFLE ENGAGE TARGETS SAME AS PISTOL. THEN MOVE TO POSITION 3 AND WITH SHOTGUN ENGAGE 4 KNOCK-DOWNS, ANY ORDER. STAGE OVER.

STAGE 2



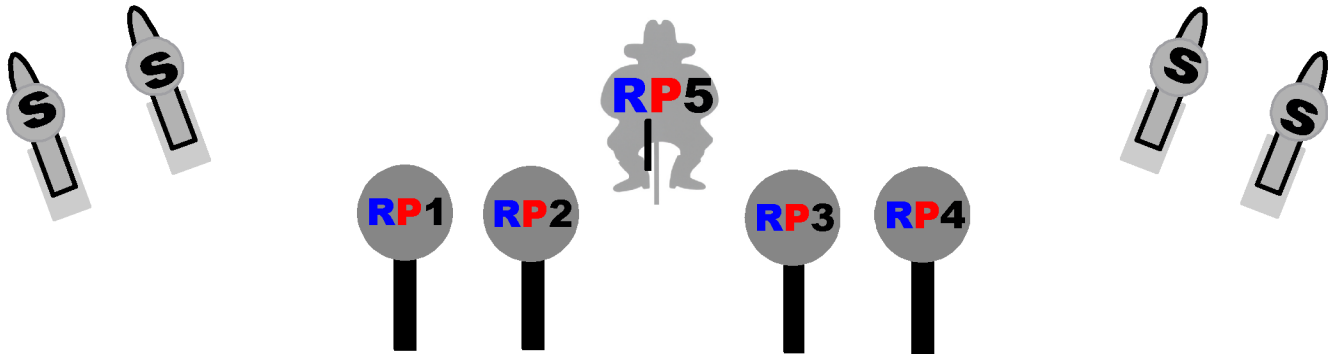
START: STANDING @ POSITION 3, HANDS RELAXED AT SIDE. PISTOLS LOADED WITH 5 ROUNDS EACH AND HOLSTERED. RIFLE STAGED @ POSITION 2, LOADED WITH 10 ROUNDS. SHOTGUN OPEN AND EMPTY STAGED @ POSITION 3.

WHEN READY SAY: " MAKE THE MOST OF IT "

AT THE BEEP: WITH SHOTGUN ENGAGE 4 KNOCK-DOWNS, ANY ORDER. MOVE TO POSITION 2. WITH RIFLE STARTING L OR R, ENGAGE TARGETS IN BADGER SWEEP. (1,2,3,4, 1,2,3, 1,2, 1) THEN MOVE TO POSITION 3 AND WITH PISTOLS ENGAGE TARGETS SAME AS PISTOL. STAGE OVER.



STAGE 3



POSITION 2



POSITION 1



10+1 RIFLE 10 PISTOL 4+ SHOTGUN



START: STANDING @ POSITION 1. RIFLE @ LOW PORT, LOADED WITH 10. PISTOLS LOADED WITH 5 ROUNDS EACH AND HOLSTERED. SHOTGUN OPEN AND EMPTY STAGED @ POSITION 2.

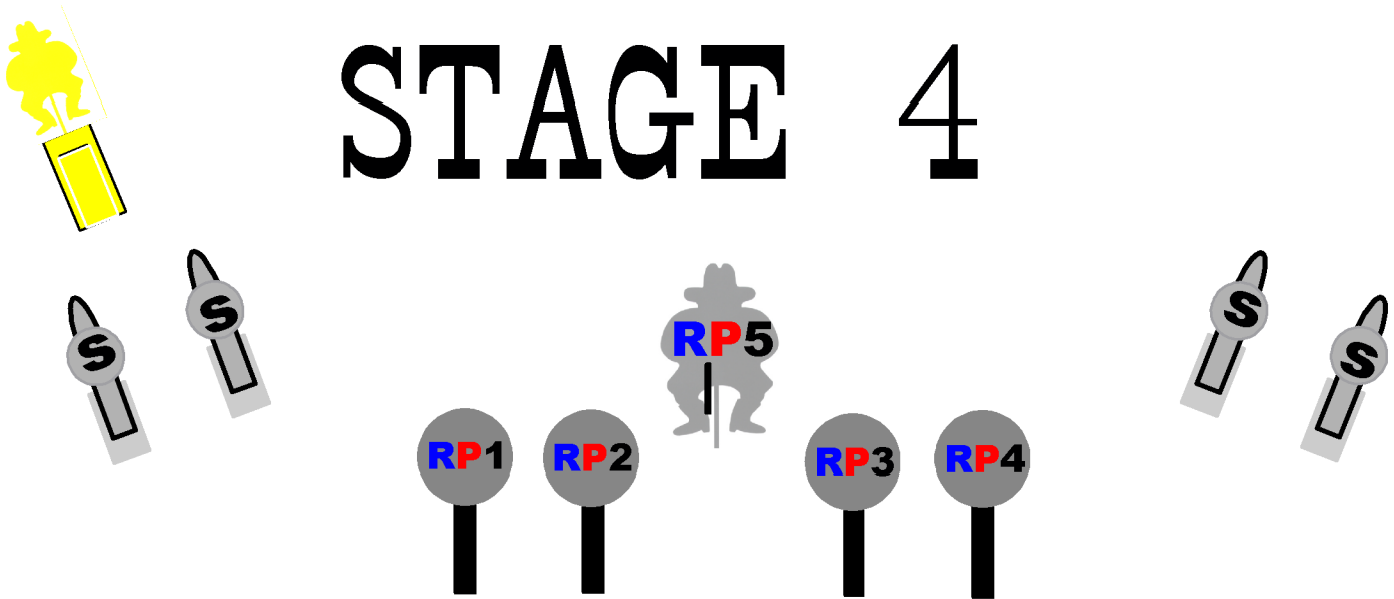
WHEN READY SAY: " I'LL TAKE THAT RELOAD "

OR FOR NO RELOAD SAY: " NOT TODAY "

AT THE BEEP: WITH RIFLE ENGAGE TARGETS 1,2, 4,3, 5. 1,2, 4,3, 5. MOVE TO POSITION 2, MAKE RIFLE SAFE. THEN WITH PISTOLS ENGAGE THE 4 TARGETS SAME AS RIFLE. THEN WITH SHOTGUN ENGAGE 4 KNOCK-DOWNS, ANY ORDER. **STAGE OVER**

OPTIONAL RELOAD. RELOAD 1 RIFLE ROUND (AFTER YOUR RIFLE STRING) AND ENGAGE THE BONUS TARGET FOR A 5 SEC, BONUS. MUST BE DOWN TO COUNT.

STAGE 4



POSITION 2



POSITION 1




10 RIFLE 10 PISTOL 4+ SHOTGUN


START: STANDING @ POSITION 1. RIFLE @ LOW PORT, LOADED WITH 10. PISTOLS LOADED WITH 5 ROUNDS EACH AND HOLSTERED. SHOTGUN OPEN AND EMPTY STAGED @ POSITION 2.

WHEN READY SAY: " SAY WHEN ... PARDNER "

AT THE BEEP: WITH RIFLE ENGAGE TARGETS 1,1, 2,2, 3,3, 4,4, 5,5.. MOVE TO POSITION 2, MAKE RIFLE SAFE. THEN WITH PISTOLS ENGAGE THE 4 TARGETS SAME AS RIFLE. THEN WITH SHOTGUN ENGAGE 4 KNOCK-DOWNS, ANY ORDER. **STAGE OVER**